



Level 4 Assessment

Note for Teachers:

A) The student is assessed in these areas:

Part 1: Speaking (10 marks)

- Full marks if the student is able to respond to the teacher in English without prompting. Deduct 1 mark for every word the teacher prompts the student.

Part 2: Listening (10 marks)

- Teacher says the following. Student listens and numbers the pictures.
 1. Write the number 1 beside this picture: Daddy Hare tickles her right foot.
 2. Write the number 2 beside this picture: There is sand on the carpet.
 3. Write the number 3 beside this picture: It's all about colorful balloons.
 4. Write the number 4 beside this picture: When I smile, he smiles.
 5. Write the number 5 beside this picture: Frog leaped there.

Part 3: Reading (10 marks)

- Teacher reads the whole sentence once. Teacher reads again and pauses at the underlined vocabulary word(s) for the student to read.

Part 4: Writing (10 marks)

Part 5: Phonics (10 marks)

B) The student must respond to all questions in English.

New MidiEnglish – Level 4 Assessment

Name: _____ Age: _____

Part 1: Speaking

For Teacher's Use:

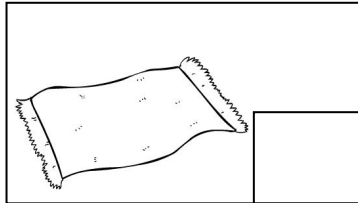
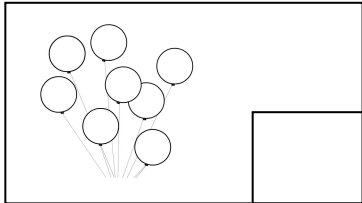
- Teacher: Good morning/ afternoon.
Student:, (teacher's name)
- Teacher: What is your name?
Student:
- Teacher: What can you use to clean a dirty floor?
Student:
- Teacher: Say, then show me how a horse moves around.
Student:

Part 1:
() / 10


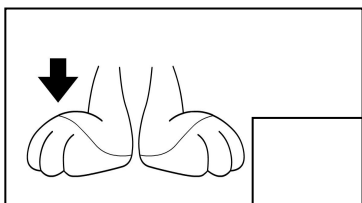

Part 2: Listening

Listen and number the pictures in the boxes.

For Teacher's Use:



2 marks for each correct answer


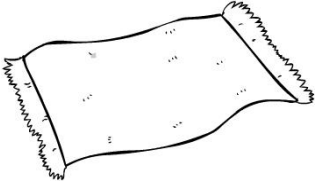




Part 2:
() / 10

Part 3: Reading

Read the sentences with your teacher.

For Teacher's Use:

<p>1</p>	<p>Daddy Hare <u>kisses</u> her right <u>cheek</u>.</p> 	<p>2 marks for each correct sentence</p>
<p>2</p>	<p>There is <u>sand</u> on the <u>carpet</u>.</p> 	
<p>3</p>	<p>It's all about <u>yummy</u> <u>food</u>.</p> 	
<p>4</p>	<p>When I <u>laugh</u>, he <u>laughs</u>.</p> 	
<p>5</p>	<p>Rabbit <u>hopped</u> there.</p> 	<p>Part 3: () / 10</p>

Part 4: Writing



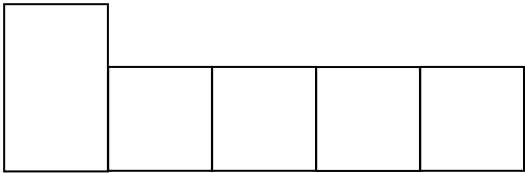

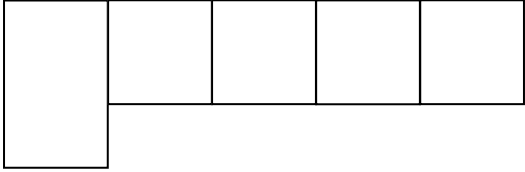

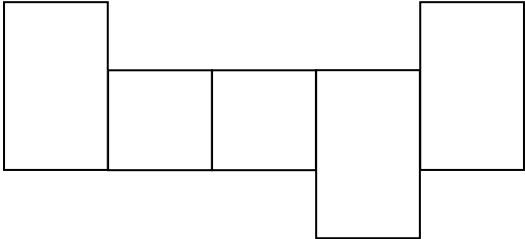

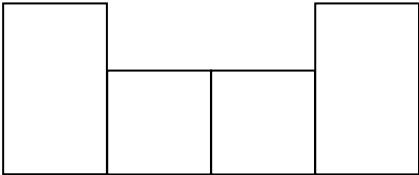

Fill in these words in the word puzzles.

For Teacher's Use:

Helping words:

broom duck ear games laugh






2 marks for each correct answer

1			
2			
3			
4			
5			<p>Part 4: () / 10</p>

Part 5: Phonics

Identify the picture and fill in the correct blend.

For Teacher's Use:

1		_____um	2 marks for each correct answer
		dr tr	
2		_____ag	
		fl pl	
3		ne_____	
		sc st	
4		ha_____	
		nd nt	
5		mi_____	Part 5: () / 10
		lk lp	

For Teacher's Use:

Level 4 Assessment

TOTAL MARKS

() / 50