



## Level 3 Assessment

Note for Teachers:

A) The student is assessed in these areas:

Part 1: Speaking (10 marks)

- Full marks if the student is able to respond to the teacher in English without prompting. Deduct 1 mark for every word the teacher prompts the student.

Part 2: Listening (10 marks)

- Teacher says the following words. Student listens and circles the correct picture.

1. bat      2. kitchen      3. chicken      4. pilot      5. cloudy

Part 3: Reading (10 marks)

- Teacher reads the whole sentence once. Teacher reads again and pauses at the underlined vocabulary word(s) for the student to read.

Part 4: Writing (10 marks)






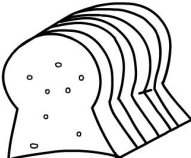
Part 5: Phonics (10 marks)





B) The student must respond to all questions in English.

# New MidiEnglish – Level 3 Assessment

Name: \_\_\_\_\_ Age: \_\_\_\_\_

Part 1: Speaking	For Teacher's Use:
<ul style="list-style-type: none"> <li>• Teacher: Good morning/ afternoon. Student: ... .., (teacher's name)</li> <li>• Teacher: What is your name? Student: ... ..</li> <li>• Teacher: What is the weather like today? Student: ... ..</li> <li>• Teacher: What would you like to be when you grow up? Student: ... ..</li> </ul>	<p>Part 1:</p> <p>(        ) / 10</p>



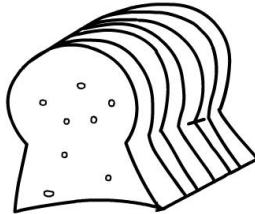


Part 2: Listening		For Teacher's Use:
Listen and circle the correct picture.		
1	<div style="display: flex; justify-content: space-around; align-items: center;">   </div>	2 marks for each correct answer
2	<div style="display: flex; justify-content: space-around; align-items: center;">   </div>	
3	<div style="display: flex; justify-content: space-around; align-items: center;">   </div>	

4			<p>Part 2:</p> <p>(        ) / 10</p>
5			

Part 3: Reading

Read the sentences with your teacher.

For Teacher's Use:

1	<p>I see a <u>hen</u>.</p> <p>Good morning, <u>hen</u>.</p>		<p>2 marks for each correct sentence</p>
2	<p>I look into the <u>bedroom</u>.</p>		
3	<p>I like to eat <u>bread</u>.</p>		
4	<p>Mom, who am I?</p> <p>You are a <u>chef</u>.</p>		
5	<p>If it is a <u>sunny</u> day,</p> <p>I will go for a <u>swim</u>.</p>		

Part 3:

(        ) / 10

Part 4: Writing

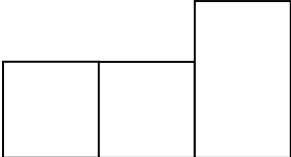

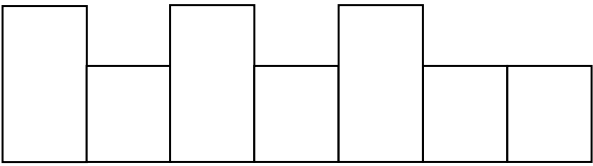

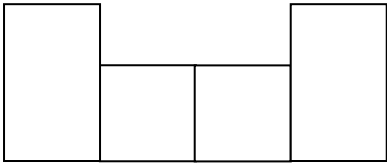

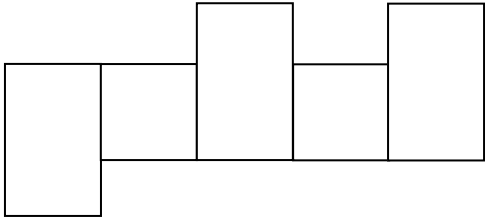
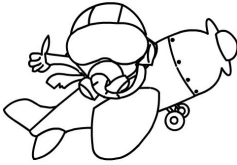
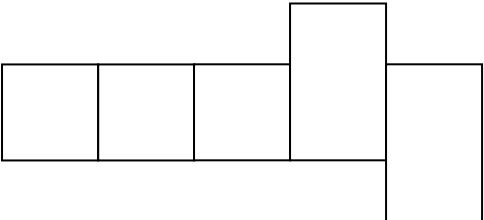

Fill in these words in the word puzzles.

For Teacher's Use:

Helping words:

fish kitchen owl pilot windy

2 marks for each correct answer

1		
2		
3		
4		
5		





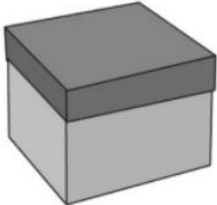
Part 4:

( ) / 10

Part 5: Phonics

Read and circle the correct word.

For Teacher's Use:

1		nut	2 marks for each correct answer	
		hut		
2		yam		
		jam		
3		win		
		pin		
4		neck		
		peck		
5		fox		Part 5: (       ) / 10
		box		

For Teacher's Use:

Level 3 Assessment

TOTAL MARKS

(       ) / 50