



## Level 2 Assessment

Note for Teachers:

A) The student is assessed in these areas:

Part 1: Speaking (10 marks)

- Full marks if the student is able to respond to the teacher in English without prompting. Deduct 1 mark for every word the teacher prompts the student.

Part 2: Listening (10 marks)

- Teacher says the following words. Student listens and circles the correct picture.

1. square    2. banana    3. fish    4. walk    5. chair

Part 3: Reading (15 marks)

- Teacher reads the whole sentence once. Teacher reads again and pauses at the underlined vocabulary word(s) for the student to read.

Part 4: Phonics (10 marks)

- Teacher says the following words. Student listens and circles the correct beginning sound.

1. tiger    2. doctor    3. zebra    4. octopus    5. vegetables

Part 5: Phonics - Writing (10 marks)

- Teacher says the following words. Student listens and writes the correct beginning sound.







1. girl    2. iguana    3. socks    4. king    5. cake



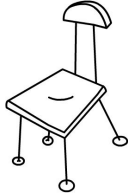

B) The student must respond to all questions in English.

# New MidiEnglish – Level 2 Assessment

Name: \_\_\_\_\_ Age: \_\_\_\_\_

Part 1: Speaking	For Teacher's Use:
<ul style="list-style-type: none"> <li>• Teacher: Hello. What is your name? Student: ... ..</li> <li>• Teacher: How old are you, (student's name). Student: ... ..</li> <li>• Teacher: What shape is this? (show student a shape) Student: ... ..</li> <li>• Teacher: What is your favorite fruit? Student: ... ..</li> </ul>	<p>Part 1:</p> <p>(        ) / 10</p>






Part 2: Listening Listen and circle the correct picture.		For Teacher's Use:
1	<div style="display: flex; justify-content: space-around; align-items: center;">   </div>	<p>2 marks for each correct answer</p>
2	<div style="display: flex; justify-content: space-around; align-items: center;">   </div>	
3	<div style="display: flex; justify-content: space-around; align-items: center;">   </div>	

4			<p>Part 2:</p>
5			<p>(        ) / 10</p>

Part 3: Reading

Read the sentences with your teacher.






For Teacher's Use:

1	<p>This is a <u>circle</u>. It becomes the <u>sun</u>.</p>		<p>2 marks for each correct sentence</p>
2	<p>Can I have one more <u>apple</u>, please?</p>		
3	<p>Get some <u>rice</u>. Cook the <u>rice</u>.</p>		
4	<p>I want to play on the <u>swing</u>.</p>		
5	<p>One big <u>book</u> and two small ones.</p>		<p>Part 3:</p> <p>(        ) / 10</p>

Part 4: Phonics

Listen and circle the correct beginning sound.

For Teacher's Use:

1		t	2 marks for each correct answer	
		g		
2		f		
		d		
3		z		
		b		
4		o		
		u		
5		c		Part 4: (       ) / 10
		v		



For Teacher's Use:

Level 2 Assessment

TOTAL MARKS

(       ) / 50